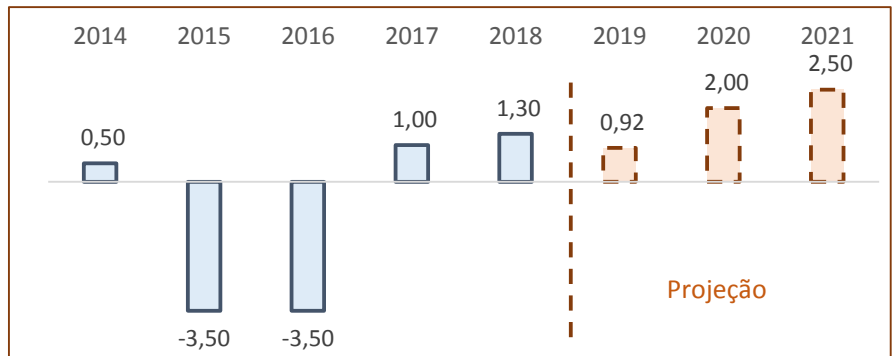


Informe elaborado pela GETEC - Ocepar, com base no Boletim Focus de 1 de novembro de 2019 - Bacen.

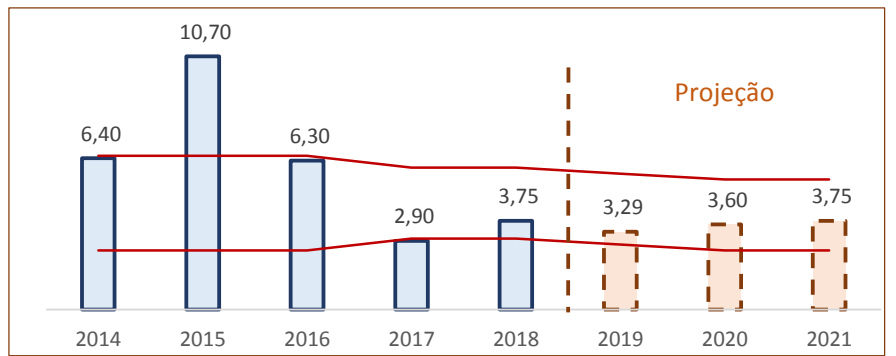
PIB (%)

| Projeção Focus | Semana Atual | Semana passada | Var. (p.p) |
|----------------|--------------|----------------|------------|
| 2019 | 0,92 | 0,91 | ↑ 0,01 |
| 2020 | 2,00 | 2,00 | → 0 |
| 2021 | 2,50 | 2,50 | → 0 |



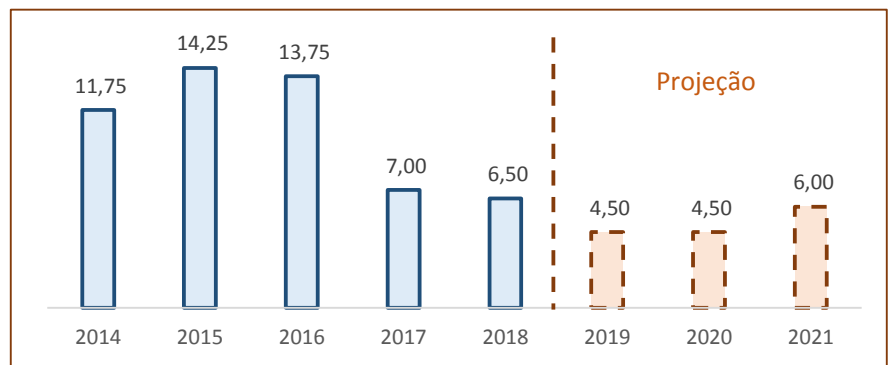
IPCA (%)

| Projeção Focus | Semana Atual | Semana passada | Var. (p.p) |
|----------------|--------------|----------------|------------|
| 2019 | 3,29 | 3,29 | → 0 |
| 2020 | 3,60 | 3,60 | → 0 |
| 2021 | 3,75 | 3,75 | → 0 |



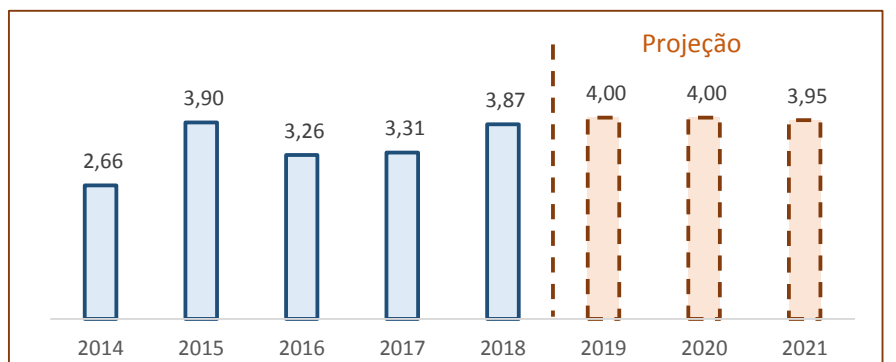
SELIC (%)

| Projeção Focus | Semana Atual | Semana passada | Var. (p.p) |
|----------------|--------------|----------------|------------|
| 2019 | 4,50 | 4,50 | → 0 |
| 2020 | 4,50 | 4,50 | → 0 |
| 2021 | 6,00 | 6,38 | ↓ -0,38 |



CÂMBIO (R\$/US\$)

| Projeção Focus | Semana Atual | Semana passada | Var. (R\$) |
|----------------|--------------|----------------|------------|
| 2019 | 4,00 | 4,00 | → 0 |
| 2020 | 4,00 | 4,00 | → 0 |
| 2021 | 3,95 | 3,95 | → 0 |



Link do relatório completo do Bacen:

<https://www.bcb.gov.br/content/focus/focus/R20191101.pdf>